

# UV LED LAMP SPECIFICATION

Drawn by	Checked by	Approved by

Rev. 0.0



**Head Office** : 48-40, Gamnae-gil, Ilsandong-gu, Goyang-si,  
Gyeonggi-do, Korea.

TEL : 031-932-8351~3. FAX : 031-932-8355

E-mail : info@ujin-led.co.kr

**Overseas Factory** : Plot#61, Sector#7 Export Processing Zone,  
Chittagong, Bangladesh.

TEL : (880)31-74-0050 FAX : (880)31-74-0038

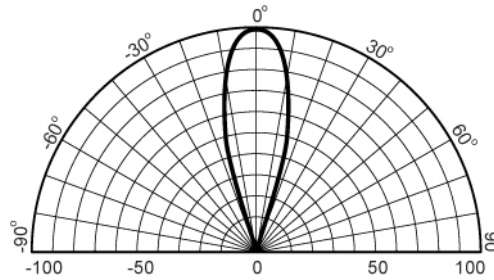


**Head Office** : 48-40, Gamnae-gil, Ilsandong-gu, Goyang-si, Gyeonggi-do, Korea  
 TEL : 031-932-8351~3 FAX : 031-932-8355 E-mail : info@ujin-led.co.kr  
**Overseas Factory** : Plot#61, Sector#7 Export Processing Zone, Chittagong, Bangladesh  
 TEL : (880)31-74-0050 FAX : (880)31-74-0038

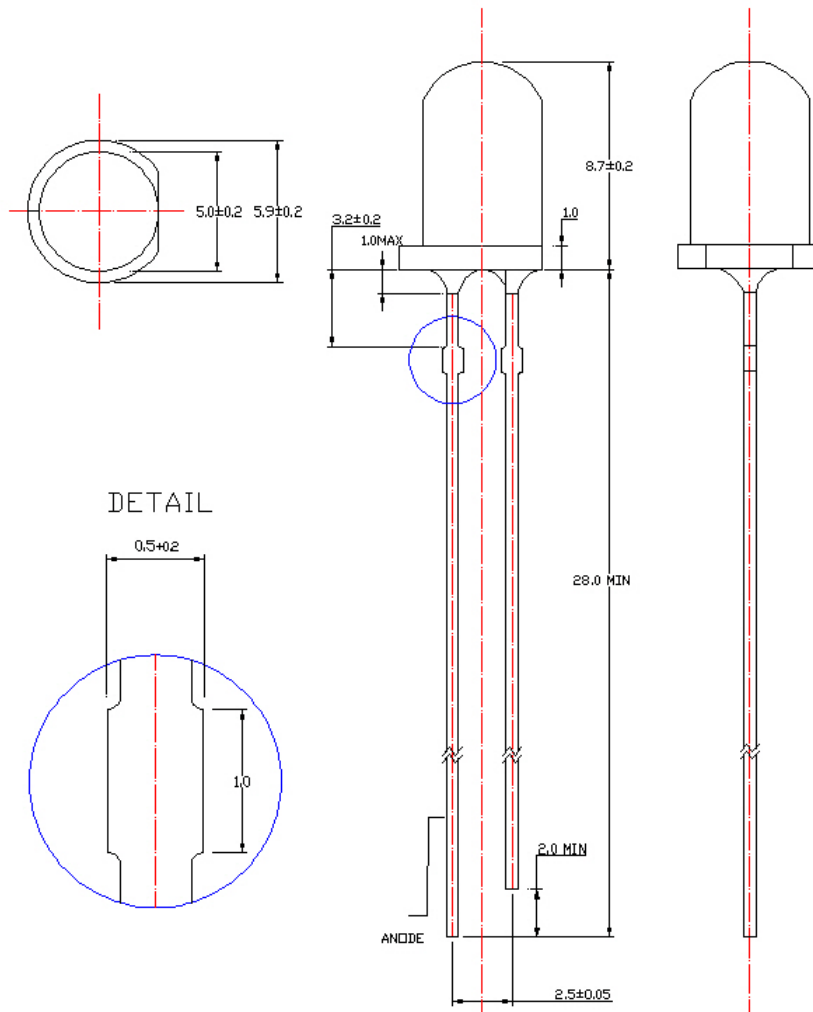
## ULP- UV37536A-30EP

### 1. Features

- 5.0mm dia round top lamp.
- UV resistant epoxy.
- Ultra violet.
- Water clear epoxy molding on lead frame..
- Pb-free.



### 2. Dimension



Unit : mm  
Tolerance : ±0.25



**Head Office** : 48-40, Gamnae-gil, Ilsandong-gu, Goyang-si, Gyeonggi-do, Korea  
 TEL : 031-932-8351~3 FAX : 031-932-8355 E-mail : info@ujin-led.co.kr  
**Overseas Factory** : Plot#61, Sector#7 Export Processing Zone, Chittagong, Bangladesh  
 TEL : (880)31-74-0050 FAX : (880)31-74-0038

## ULP- UV37536A-30EP

### 3. Absolute Maximum Ratings (Ta=25°C)

Parameter	Sym	Rating	Unit
Forward Current	IF	30	mA
Reverse Voltage	VR	5	V
Power Dissipation	PD	100	mW
Operation Temp	Topg	-40 ~ +85	°C
Storage Temp	Tstg	-40 ~ +85	°C

### 4. Optoelectric Characteristics (Ta=25°C)

Parameter	Sym	Condition	Min	Typ	Max	Unit
Forward Voltage	VF	IF = 20mA	2.80		3.60	V
Reverse Current	IR	-8V			0.50	μA
Peak wave length	λP	IF = 20mA		375		nm
Luminous Intensity	L	IF = 20mA		104		mcd
Radiant Intensity	IE	IF = 20mA		4.0		mW/sr
Total Radiant power	PO	IF = 20mA		1.6		mW

### 5. Soldering Conditions

Soldering Temp ≤ 260°C

Soldering Time ≤ 5 sec at location 3.0mm away from the base of the epoxy bulb.

### 6. Reliability Test

Test Item	Test Conditions	Note	Number of Damaged
Steady State Operating Life	Ta = 25°C IF=20mA	1000hrs	0/20
Steady State Operating Life of Low Temperature	Ta=-35°C, IF=20mA	240hrs	0/20
Steady State Operating Life of High Temperature	Ta=85°C, IF=20mA	240hrs	0/20
Resistance to soldering Heat	Tsld=260 ± 5°C, 10sec. 3mm from the base of the epoxy bulb	1 time	0/10
Temperature Cycle	Ta = -40°C ~ 100°C (1 Cycle = 1hr)	100 cycles	0/20



**Head Office** : 48-40, Gamnae-gil, Ilsandong-gu, Goyang-si, Gyeonggi-do, Korea  
 TEL : 031-932-8351~3 FAX : 031-932-8355 E-mail : info@ujin-led.co.kr  
**Overseas Factory** : Plot#61, Sector#7 Export Processing Zone, Chittagong, Bangladesh  
 TEL : (880)31-74-0050 FAX : (880)31-74-0038

## ULP- UV37536A-30EP

### ■ Typical Electro-Optical Characteristics Curve:

Fig 1. Forward Current vs. Forward Voltage

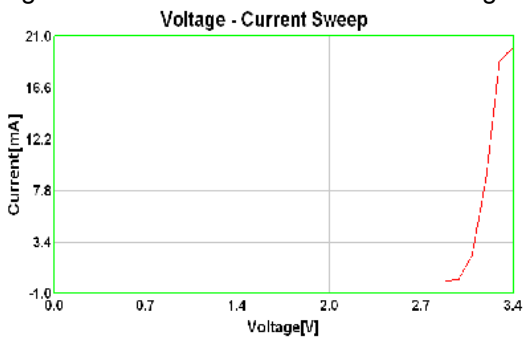


Fig 2. Relative Intensity(mcd) vs. Forward Current

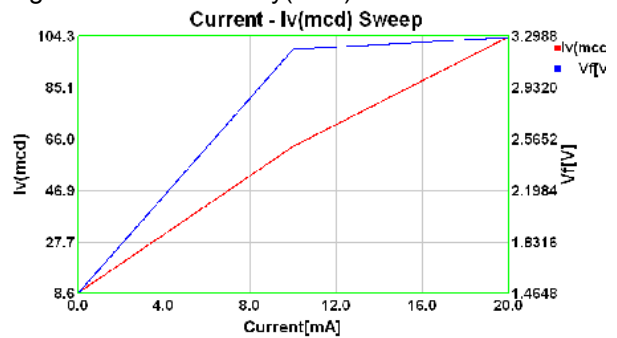


Fig 3. Relative Intensity(mW/sr) vs. Forward Current

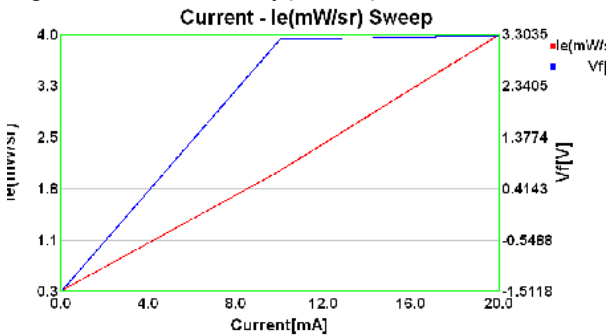


Fig 4. Relative Intensity(mW) vs. Forward current.

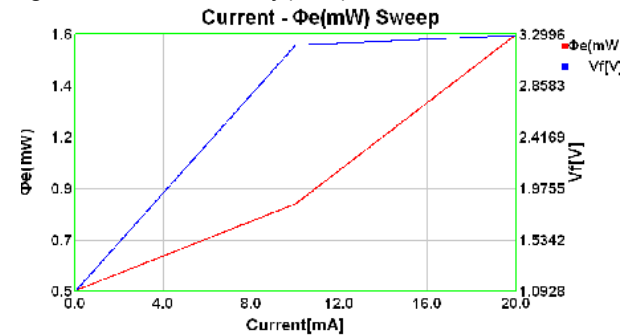


Fig 5. Relative Intensity vs. Wavelength

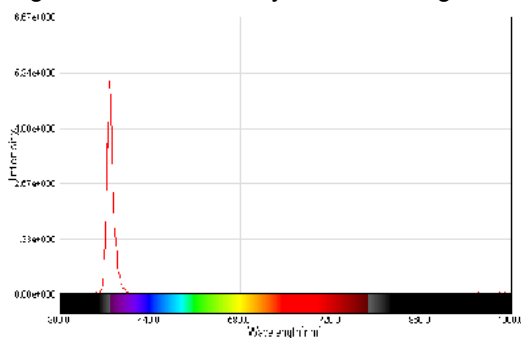


Fig 6. Relative Intensity vs. Temperature

